

Moduli of Curves

Taught by Aaron Pixton
Lecture notes by Sayantan Khan

October 23, 2022

Contents

1	The topological picture of $\text{Mod}(g)$ and \mathcal{M}_g	1
1.1	Classifying spaces	2
1.2	Variants of the mapping class group	3
1.3	Group-theoretic properties of $\text{Mod}(g)$	4
1.4	What do elements of $H^2(\text{Mod}(g), \mathbb{Q})$ look like?	6
1.5	What do elements of $H^2(\text{Mod}(g, 1), \mathbb{Q})$ look like?	8
1.6	Results about $H^*(\mathcal{M}_g, \mathbb{Q})$	9
1.6.1	The Harer-Zagier results	9
1.6.2	Mumford's conjecture	10
1.6.3	Construction of suitable simplicial complexes	11
1.6.4	The first step towards Mumford's conjecture	12
1.6.5	Summary of what we know about $H^*(\mathcal{M}_g, \mathbb{Q})$	13
2	\mathcal{M}_g via algebraic geometry	13
2.1	The algebro-geometric description of \mathcal{M}_g	13
2.1.1	Description of all low genus curves	16
2.1.2	Where do the descriptions come from?	17
2.1.3	Hilbert polynomials and Hilbert schemes	18
2.1.4	Construction of \mathcal{M}_g	20
2.2	The Deligne-Mumford compactification	23
2.2.1	The algebraic and topological pictures	23
2.2.2	The Teichmüller theoretic picture	24
2.2.3	Examples of compactified moduli spaces	25
2.2.4	Dual graph to a nodal curve	29
2.2.5	Gluing maps and stabilization	30
2.2.6	Describing elements of $H^2(\overline{\mathcal{M}}_{0,n})$	31
A	List of notation	33

1 The topological picture of $\text{Mod}(g)$ and \mathcal{M}_g

There are several reasons a topologist (and not a hyperbolic/complex geometer) would want to study $\text{Mod}(g)$, \mathcal{M}_g , and \mathcal{T}_g .

- Recall that $\mathcal{M}_g = \mathcal{T}_g/\text{Mod}(g)$. If we care about \mathcal{T}_g , then $\text{Mod}(g)$ is a nice group of isometries, or if we care about \mathcal{M}_g , then we need to understand $\text{Mod}(g)$ to use Teichmüller theory.
- $\text{Mod}(g)$ is also an index two subgroup of $\text{Out}(\pi_1(S_g))$. This is somewhat related to $\text{Out}(F_n)$ (see the Dehn-Nielsen-Baer theorem in [Far12]).
- We can also try to understand all self homeomorphisms of S . In particular, that means being able to answer questions like which homeomorphisms are isotopic to products of Dehn twists about disjoint curves.
- This is also useful when trying to understand surface bundles. In loose terms, a map from some space B to \mathcal{M}_g should correspond to a surface bundle over B in a natural manner. Suppose $\pi : E \rightarrow B$ is an oriented fiber bundle with fiber $S = S_3$, i.e. B can be covered by opens U such that $\pi|_{\pi^{-1}(U)} \cong \text{pr}_1 : U \times S \rightarrow U$.

Given a loop in B , we can pull it back to a surface bundle over S^1 , which is the mapping torus of a orientation preserving homeomorphism of S . This gives us a map from $\pi_1(B)$ to $\text{Mod}(g)$ (one may need to worry about conjugation on the source and the target). This map, called the monodromy representation, gives the following bijection, which completely determines the surface bundle.

$$\{\text{Genus } g \text{ surface bundles on } B\} \rightarrow \text{Hom}(\pi_1(B), \text{Mod}(g)) / \text{Mod}(g)$$

The last point in particular necessitates a need for a theory that lets us organize the data of surface bundles, and their structure group $\text{Diff}^+(S)$ (whose quotient by the connected component of the identity is $\text{Mod}(g)$). This is where classifying spaces come in.

1.1 Classifying spaces

Definition 1.1 (Classifying space). Suppose X is a contractible topological space, and G is a topological group acting on X freely, continuously, and properly on X . Then X/G is called a classifying space for G , and denoted BG , while X is denoted EG . \diamond

Some facts about classifying spaces.

- An EG (and thus a BG) always exist.
- BG is unique up to homotopy equivalence.
- If G is discrete, then BG is a $K(G, 1)$ space.
- Homotopy types of maps from any B to BG correspond to isomorphism classes of principal G -bundles on B . If we specialize to the case where $G = \text{Homeo}^+(S)$, then a principal G -bundle over B corresponds exactly to an oriented S_g bundle by picking the same transition functions over the locally trivializing neighbourhoods. That means oriented genus g surface bundles on B correspond to homotopy classes of maps B to $B(\text{Homeo}^+(S))$.

How does the bijection actually work? Define a “universal” surface bundle on $B(\text{Homeo}^+(S))$ by taking the following projection map.

$$\text{pr}_1 : E(\text{Homeo}^+(S)) \times S \rightarrow E(\text{Homeo}^+(S))$$

Then quotient out by the diagonal action of $\text{Homeo}^+(S)$. This gives us a surface bundle.

$$\pi : (E(\text{Homeo}^+(S)) \times S) / \text{Homeo}^+(S) \rightarrow B(\text{Homeo}^+(S))$$

Given $B \rightarrow B(\text{Homeo}^+(S))$, we can pull back the universal bundle to define a surface bundle on B . It turns out that every surface bundle can be obtained by pulling back in this manner.

The way we link all this up to $\text{Mod}(g)$ by using the following fact.

$$B(\text{Homeo}^+(S)) \cong B(\text{Mod}(g))$$

This follows from the long exact sequence for fibrations, and the fact that $\text{Homeo}_0^+(S)$ is contractible. Unfortunately, it is not the case that $B(\text{Mod}(g)) \simeq \mathcal{M}_g$, since the mapping class group does not act freely on \mathcal{T}_g .

Looking at cohomology gives invariants of maps $B \rightarrow B(\text{Mod}(g))$, and thus, invariants of surface bundles. Given $\alpha \in H^*(B(\text{Mod}(g)), \mathbb{Z})$ and a surface bundle on a space B , $p^*\alpha \in H^*(B, \mathbb{Z})$ is a well defined invariant of the bundle, where $p : B \rightarrow B(\text{Mod}(g))$ is given by the bundle. Each $\alpha \in H^*(B(\text{Mod}(g)), \mathbb{Z})$ defines a characteristic class for genus g surface bundles.

Example 1.2 (Complex vector bundles). The classifying space for complex vector bundles is $B(\text{GL}(n, \mathbb{C}))$, which is homotopy equivalent to $\text{Gr}_n(\mathbb{C}^\infty) = \{V \subseteq \mathbb{C}^\infty \mid \dim(V) = n\}$. If we now pull back the cohomology of the classifying space, we get Chern classes. \diamond

There is a natural map from $B(\text{Mod}(g))$ to \mathcal{M}_g which induces isomorphism on rational cohomology, so rational characteristic classes of surface bundles correspond to rational cohomology classes of \mathcal{M}_g . To construct the map, consider the following related map.

$$\text{pr}_2 : E(\text{Mod}(g)) \times \mathcal{T}_g \rightarrow \mathcal{T}_g$$

Consider the diagonal action of $\text{Mod}(g)$ on the left, and the standard action on the right, and if we quotient out by that action, that is up to homotopy, the same quotienting $E(\text{Mod}(g))$, since \mathcal{T}_g is contractible. The induced map on the quotient is the map we need.

$$\pi : B(\text{Mod}(g)) \rightarrow \mathcal{M}_g$$

1.2 Variants of the mapping class group

A lot of the more elementary mapping class group facts in this and the following section are from [Far12].

It will be convenient to study not just $\text{Mod}(g)$, but also $\text{Mod}(g, n)$, i.e. the mapping class group of a genus g surface with n marked points (where the mapping class group does not permute the points), and also $\text{Mod}^1(g)$, which is the mapping class group of a genus g surface with 1 boundary component, where the mapping classes fix the boundary pointwise.

These variants of the mapping class groups are quite close to each other. We have the following surjections with fairly simple kernels.

$$\mathrm{Mod}^1(g) \twoheadrightarrow \mathrm{Mod}(g, 1) \twoheadrightarrow \mathrm{Mod}(g)$$

The first surjection is given by the capping homomorphism.

$$c : \mathrm{Mod}^1(g) \rightarrow \mathrm{Mod}(g, 1)$$

The map is given by gluing in a disk with a marked point along the boundary (attaching a cap). The surjectivity follows from the fact that a map of a disk fixing a point is isotopic to the identity.

The second surjection is given by the forgetful homomorphism.

$$\pi : \mathrm{Mod}(g, 1) \rightarrow \mathrm{Mod}(g)$$

The map is identity, but we no longer fix the marked point.

What are the kernels? For the capping homomorphism, the kernel is the subgroup isomorphic to \mathbb{Z} generated by Dehn twists around a curve isotopic to the boundary. The fact that this subgroup is contained in the kernel can be seen explicitly, or also as a consequence of Alexander's trick. To show that the subgroup is the entire kernel, consider an $[f] \in \ker(c)$. This preserves every simple closed curve on the surface with boundary. This in particular implies f is isotopic to the identity away from the boundary. That means $[f]$ lies in $\mathrm{Mod}(\text{Annulus})$, which is exactly \mathbb{Z} . In particular, we get a nice short exact sequence.

$$1 \rightarrow \mathbb{Z} \rightarrow \mathrm{Mod}^1(g) \rightarrow \mathrm{Mod}(g, 1) \rightarrow 1$$

This also happens to be a central extension, since the kernel is in the centre of $\mathrm{Mod}^1(g)^*$.

The kernel of the forgetful homomorphism is $\pi_1(S, p)$. It fits into the Birman exact sequence.

$$1 \rightarrow \pi_1(S, p) \xrightarrow{\text{Push}} \mathrm{Mod}(g, 1) \xrightarrow{\pi} \mathrm{Mod}(g) \rightarrow 1$$

How is Push defined? Given a loop in S based at p , choose an isotopy starting at the identity map id_S , such that the point p moves along a given loop. This element of $\mathrm{Mod}(g)g, 1$ is clearly in the kernel of π . To see that this is the entire kernel, consider the natural map from $\ker(\pi)$ to $\pi_1(S, p)$.

1.3 Group-theoretic properties of $\mathrm{Mod}(g)$

Fact 1.3. $\mathrm{Mod}(g)$ can be finitely generated by Dehn twists about non separating curves. This result also holds for the other variants we defined previously.

Fact 1.4. $\mathrm{Mod}(g)$ is finitely presented with respect to such Dehn twist generators. This can be done fairly explicitly.

*A related fact of independent topological interest is that this short exact sequence splits, which tells us that $\mathrm{Mod}^1(g)$ is the semidirect product $\mathrm{Mod}(g, 1) \ltimes \mathbb{Z}$.

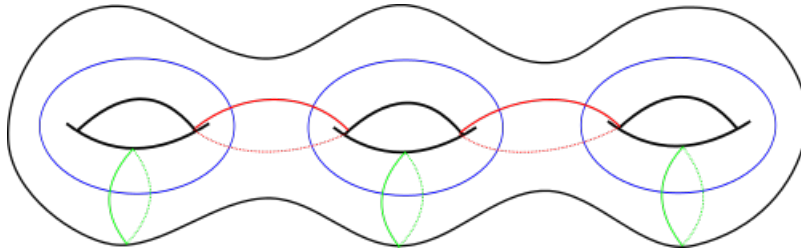


Figure 1: Lickorish generators for $\text{Mod}(g)$.

Theorem 1.5 (First homology of the mapping class group). *For $g \geq 3$, the first homology of $\text{Mod}(g)$ vanishes.*

$$H_1(\text{Mod}(g), \mathbb{Z}) = 0$$

Remark 1.6. The proof uses lantern relations. Consider a sphere with 4 boundary components. Consider the blue curves A , B , and C , and the red curves R , S , T , and U as shown in Figure 2. Then the following relations holds in $\text{Mod}^4(0)$.

$$T_A T_B T_C = T_R T_S T_T T_U$$

◇

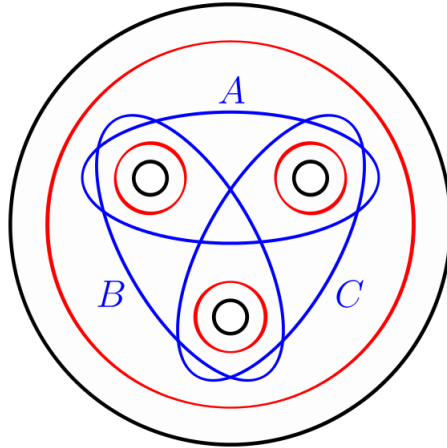


Figure 2: The curves in the lantern relation.

Proof of Theorem 1.5. It suffices to show that the abelianization of $\text{Mod}(g)$ is trivial. Let t be the image of a Dehn twist T_c along a non-separating curve in the abelianization. All such Dehn twists are conjugate by change of basis. Thus t does not depend on the choice c . Since such T_c generate $\text{Mod}(g)$, t generates the abelianization.

If we could embed a lantern L in S_g such that all seven curves were non-separating, we would get that $t^3 = t^4$, which would prove the result. This turns out to be possible if $g \geq 3$ as seen in Figure 3. □

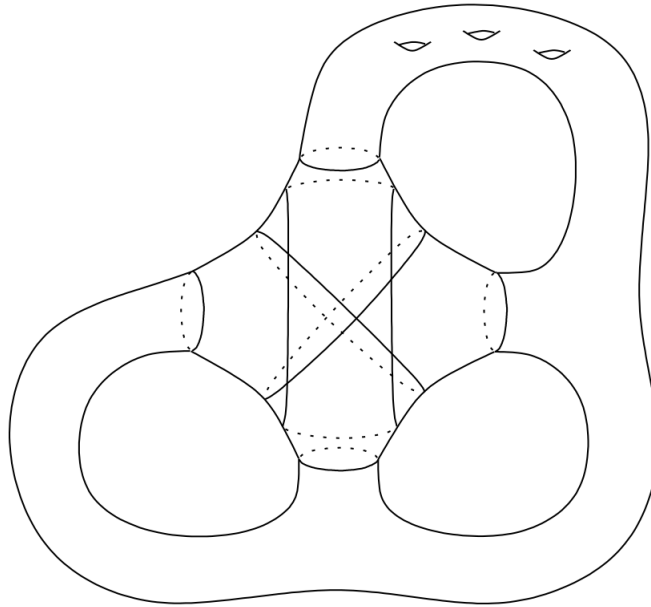


Figure 3: Embedding a lantern in a high genus surface. All the boundary components with the same labelling get glued, and this results in a surface with genus at least 3. Figure from [Far12].

Remark 1.7. The first \mathbb{Z} homology of $\text{Mod}(2)$ is $\mathbb{Z}/10$. This doesn't matter too much for us, since $H_1(\text{Mod}(2), \mathbb{Q}) = 0$. \diamond

Theorem 1.8 (Harer [Har83]). *Suppose $g \geq 4$. Then the second homology of $\text{Mod}(g)$ and its variants turn out to be the following.*

- (i) $H_2(\text{Mod}(g), \mathbb{Z}) \cong \mathbb{Z}$
- (ii) $H_2(\text{Mod}(g, 1), \mathbb{Z}) \cong \mathbb{Z} \oplus \mathbb{Z}$
- (iii) $H_2(\text{Mod}^1(g), \mathbb{Z}) \cong \mathbb{Z}$

Theorem 1.9 (Harer [Har85]). *For high enough genus, the higher homology groups of $\text{Mod}(g)$ turn out to be the following.*

- (i) $H_3(\text{Mod}(g), \mathbb{Z}) \cong 0$ for $g \geq 3$.
- (ii) $H_4(\text{Mod}(g), \mathbb{Q}) \cong \mathbb{Q}^2$ for $g \geq 10$.

1.4 What do elements of $H^2(\text{Mod}(g), \mathbb{Q})$ look like?

A well-known non-trivial element of $H^2(\text{Mod}(g), \mathbb{Q})$ is the signature invariant, denoted by σ . There are several ways to define it, or a non-zero multiple of it.

Signature invariant as a bundle invariant We can think of elements in $H^2(\text{Mod}(g), \mathbb{Q})$ as invariants of surface bundles. Given a surface bundle $p : E \rightarrow B$, we want an element σ in $H^2(B, \mathbb{Z})$ such that if we have a map $f : B' \rightarrow B$, then $f^*\sigma$ should be the corresponding invariant of the pullback bundle $f^*p : E' \rightarrow B'$. Once we have something like this, the general theory of classifying spaces will tell us σ is the pullback of an element in the cohomology of the classifying space, which in this case is \mathcal{M}_g .

We describe this invariant σ as a function on 2-chains given by a single map $f : \Sigma \rightarrow B$, where Σ is a compact oriented surface of some genus. Then we can pull back the bundle to a surface bundle over Σ to get $f^*p : M \rightarrow \Sigma$, where M is a compact 4-manifold, and take as our 2-cocycle function the signature of the following quadratic form given by the cup product.

$$H^2(M, \mathbb{Q}) \times H^2(M, \mathbb{Q}) \rightarrow H^4(M, \mathbb{Q}) \cong \mathbb{Q}$$

Theorem 1.10 (Meyer [Mey73]). *This is a well-defined cocycle.*

This construction gives us a $\sigma \in H^2(\text{Mod}(g), \mathbb{Z})$. To show that this is actually a non-trivial element in the cohomology, it suffices to exhibit a surface bundle over a surface with non-zero signature. This is possible to do, but we will skip the details of such a construction.

A group theoretic description of the invariant σ Consider the following homomorphism.

$$\rho : \text{Mod}(g) \rightarrow \text{Sp}_{2g}(\mathbb{Z})$$

This homomorphism is given by the action of $\text{Mod}(g)$ on the first \mathbb{Z} -coefficient homology of S_g . This action preserves the intersection pairing on $H_1(S_g, \mathbb{Z})$, and as a consequence, gives us a map into $\text{Sp}_{2g}(\mathbb{Z})$.

Facts about the symplectic representation ρ

- ρ is surjective.
- The kernel of ρ is denoted \mathcal{I}_g , and known as the Torelli group. The Torelli subgroup is torsion free. This can be proven using the Lefschetz fixed point theorem.
- $\text{Sp}_{2g}(\mathbb{Z})$ is virtually torsion free. This follows from Selberg's lemma, or one can concretely verify the congruence subgroup for $m = 3$ is torsion free. This, along with the previous point imply that $\text{Mod}(g)$ is virtually torsion free.
- $H^2(\text{Sp}_{2g}(\mathbb{Z}), \mathbb{Z}) \cong \mathbb{Z}$.

We can pull back the generator of the second \mathbb{Z} cohomology of $\text{Sp}_{2g}(\mathbb{Z})$ along ρ to get an element in $H^2(\text{Mod}(g), \mathbb{Z})$. It turns out that the pullback is $\pm \frac{1}{4}\sigma$. In some sense, this is telling us that signature of a 4-manifold fibered over a surface only depends on the monodromy representation into $\text{Sp}_{2g}(\mathbb{Z})$, and not the monodromy representation into $\text{Mod}(g)$.

In the language of \mathbb{Q} -classifying spaces, the map ρ translates into the Abel-Jacobi map.

$$\text{AJ} : \mathcal{M}_g \rightarrow \mathcal{A}_g$$

Here \mathcal{A}_g is the moduli space of Jacobians (i.e. principally polarised abelian varieties).

Third description of σ Let $\psi = -e$ (where $e \in H^2(\mathcal{M}_{g,1}, \mathbb{Q})$). The class ψ can be thought of as the Euler class of the vector bundle on $\mathcal{M}_{g,1}$ by the cotangent space at the marked point. Let $\pi : \mathcal{M}_{g,1} \rightarrow \mathcal{M}_g$ be the forgetful map. Generically, the fiber over $[C] \in \mathcal{M}_g$ is C . In particular, the fiber is still a compact surface.

The compactness of the fibers means we can define a pushforward map.

$$\pi_* : H^*(\mathcal{M}_{g,1}, \mathbb{Q}) \rightarrow H^{*-2}(\mathcal{M}_g, \mathbb{Q})$$

This pushforward is given by taking trace, i.e. fiberwise integration of differential forms.

Definition 1.11. We define elements κ_j in $H^*(\mathcal{M}_g, \mathbb{Q})$ in the following manner.

$$\kappa_j := \pi_*(\psi_1^{j+1}) \in H^{2j}(\mathcal{M}_g, \mathbb{Q})$$

◇

Fact 1.12. The class κ_1 is a non-zero multiple of σ .

1.5 What do elements of $H^2(\text{Mod}(g, 1), \mathbb{Q})$ look like?

Recall that $H^2(\text{Mod}(g, 1), \mathbb{Q}) \cong \mathbb{Q} \oplus \mathbb{Q}$. We can immediately define one element here by pulling back σ along the surjective map (given by the forgetful homomorphism) from $\text{Mod}(g, 1)$ to $\text{Mod}(g)$. This accounts for one copy of \mathbb{Q} . The second generator in $H^2(\text{Mod}(g, 1), \mathbb{Z})$ is called e (for Euler class).

Describing e as a bundle invariant Given a surface bundle $p : E \rightarrow B$, and a section s , we want an element in $H^2(B, \mathbb{Z})$. Let V be the fiber direction tangent bundle on E , i.e. V is a rank 2 \mathbb{R} -vector bundle given at point $x \in E$ by the tangent space at x of the fiber $p^{-1}(p(x))$.

We can take the Euler class $e(V) \in H^2(E, \mathbb{Z})$. Informally, the Euler class is the vanishing locus of a generic section. We define e to be the pullback of $e(V)$ by s , i.e. $s^*e(V)$.

Example 1.13. Let S be a surface of genus at least 2. Consider the surface bundle $\text{pr}_1 : S \times S \rightarrow S$, with the diagonal section $s : p \mapsto (p, p)$. In this case, the element e turns out to be $\chi(S) \cdot [S]$, which is non-zero. Furthermore, the signature invariant σ turns out to be 0 in this case since the bundle was trivial. ◇

Second description of e via group cohomology We have the following fact about group cohomology.

Fact 1.14. $H^2(G, \mathbb{Z})$ is exactly the isomorphism classes of central extensions of G by \mathbb{Z} .

Recall that the capping homomorphism was a central extension of $\text{Mod}(g, 1)$ by \mathbb{Z} . That gives us an element in $\mathbb{H}^2(\text{Mod}(g, 1), \mathbb{Z})$, and as it turns out, we end up with e .

One can check this agrees with the geometric definition of e obtained from the surface bundle $S \times S \rightarrow S$, with the diagonal section by using the monodromy representation $\pi_1(S) \rightarrow \text{Mod}(g, 1)$. In this case, this map is precisely the Push homomorphism in the Birman exact sequence.

1.6 Results about $H^*(\mathcal{M}_g, \mathbb{Q})$

These results point in two different directions.

1.6.1 The Harer-Zagier results

These results are about Euler characteristic. To make things clearer, we'll define the versions of Euler characteristic that we will use.

Definition 1.15 (Regular Euler characteristic). Given a topological space X , its Euler characteristic $\chi(X)$ is defined in the following manner.

$$\chi(X) = \sum_{i \geq 0} (-1)^i \dim_{\mathbb{Q}} H^i(X, \mathbb{Q})$$

◇

Euler characteristic behaves nicely with respect to fiber bundles: given a fiber bundle $E \rightarrow B$ with fibers F , then the Euler characteristic $\chi(E)$ of E is the product of the Euler characteristics of the fiber and the base, i.e. $\chi(F) \cdot \chi(B)$.

We would also like to think about orbifold Euler characteristic. Recall that \mathcal{M}_g locally around $[C]$ looks like $\mathbb{C}^{3g-3}/\text{Aut}(C)$, where $\text{Aut}(C)$ is the finite automorphism group of C . Also, we saw that the symplectic representation gives us a finite index torsion free subgroup of $\text{Mod}(g)$, which we'll denote by Γ . Then Γ has trivial intersection with $\text{Aut}(C)$. Then \mathcal{T}_g/Γ is actually a complex manifold, and \mathcal{M}_g can be realized as a quotient of this complex manifold by a finite group.

$$\mathcal{M}_g = (\mathcal{T}_g/\Gamma) / (\text{Mod}(g)/\Gamma)$$

Definition 1.16 (Orbifold Euler characteristic). The orbifold Euler characteristic of \mathcal{M}_g is defined by the following formula.

$$\chi_{\text{orb}}(\mathcal{M}_g) := \frac{\chi(\mathcal{T}_g/\Gamma)}{|\text{Mod}(g)/\Gamma|}$$

◇

Exercise 1.1. Check that this definition does not depend on the choice of the finite index torsion free subgroup Γ .

One can similarly define $\chi_{\text{orb}}(\mathcal{M}_{g,1})$, and then we get the orbifold fiber bundle $\pi : \mathcal{M}_{g,1} \rightarrow \mathcal{M}_g$ satisfies the multiplicative formula for Euler characteristic, i.e. $\chi_{\text{orb}}(\mathcal{M}_{g,1}) = \chi_{\text{orb}}(\mathcal{M}_g)\chi(S)$.

Theorem 1.17 (Harer-Zagier [HZ86]). *The orbifold Euler characteristic can be expressed in terms of the Riemann zeta function (or the Bernoulli numbers) in the following manner.*

$$\begin{aligned} \chi_{\text{orb}} &= \zeta(1 - 2g) \\ &= -\frac{B_{2g}}{2g} \end{aligned}$$

Remark 1.18. $|B_{2g}|$ grows very quickly in g , roughly $\frac{g^{2g}}{C^g}$ for some $C > 0$. \diamond

Remark 1.19. Harer and Zagier used this result to give more complicated formulas for $\chi(\mathcal{M}_g)$ and $\chi(\mathcal{M}_{g,1})$. These have roughly the same asymptotics as the orbifold Euler characteristic. Informally, this is because most high genus surfaces have small automorphism groups. \diamond

Remark 1.20. The Bernoulli numbers $\{B_{2g}\}$ alternate in sign, which means $H^*(\mathcal{M}_g, \mathbb{Q})$ contain a lot of both even and odd cohomology. \diamond

g	2	3	4	5	6	7	8	9	10	11	12	13	14	15
$\chi(\mathcal{M}_g)$	1	3	2	3	4	1	-6	45	-86	173	-100	2641	-48311	717766

Table 1: The Euler characteristics of \mathcal{M}_g .

1.6.2 Mumford's conjecture

Theorem 1.21 (Mumford's conjecture (proved by Madsen-Weiss in 2007 [MW07])). *For each $d \geq 0$, there exists $g_d \geq 2$ such that for all $g \geq g_d$, the following homomorphism of graded rings is an isomorphism in degree less than of equal to d .*

$$\begin{aligned} \mathbb{Q}[x_1, x_2, \dots] &\rightarrow H^*(\mathcal{M}_g, \mathbb{Q}) \\ x_i &\mapsto \kappa_i \in H^{2i} \end{aligned}$$

Informally, this says that as g goes to infinity, the cohomology ring of \mathcal{M}_g looks like a polynomial ring with generators κ_i . A variant of this result says that the cohomology ring of $\mathcal{M}_{g,n}$ looks like a polynomial ring in ψ_i and $\pi^* \kappa_i$.

Cohomology of Grassmannians Let $\text{Gr}(\mathbb{C}^n, k) = \{V \subseteq \mathbb{C}^n \mid \dim_{\mathbb{C}} V = k\}$. One way of defining cohomology classes on $\text{Gr}(\mathbb{C}^n, k)$ is to take the tautological rank k vector bundle X .

$$X = \{(V, p) \in \text{Gr}(\mathbb{C}^n, k) \times \mathbb{C}^n \mid p \in V\}$$

Then the Chern classes of this vector bundle are elements in the cohomology of the Grassmannian. In this way, we get k Chern classes $\alpha_i \in H^{2i}(\text{Gr}(\mathbb{C}^n, k))$ for i between 1 to k .

Fact 1.22. The $\{\alpha_i\}$ generate the cohomology ring of the Grassmannian. The limiting cohomology ring as n approaches ∞ is also nicely behaved.

$$\lim_{n \rightarrow \infty} H^*(\text{Gr}(\mathbb{C}^n, k), \mathbb{Q}) \cong \mathbb{Q}[\alpha_1, \dots, \alpha_k]$$

Remarks about Mumford's conjecture

- Unlike in the case of Grassmannians, the κ_i do not generate $H^*(\mathcal{M}_g, \mathbb{Q})$: in fact they only generate a tiny piece of it, since $\dim_{\mathbb{Q}} \mathbb{Q}[x_1, x_2, \dots]_{\leq 6g-6}$, where x_i has degree $2i$, grows like $e^{C\sqrt{g}}$, which is much slower than the Harer-Zagier result.

- Mumford suggested studying this subring generated by the κ classes, called the tautological ring, denoted $RH^*(\mathcal{M}_g) \subseteq H^*(\mathcal{M}_g, \mathbb{Q})$. The philosophy was that most naturally occurring cohomology classes mostly were in this subring. The problem however is that we don't know the structure of the tautological ring. We don't have a Schubert calculus for the relations between the generators.
- One can conclude that for small d , $H^d(\mathcal{M}_{g,n})$ looks like a polynomial ring with generators we understand geometrically. For larger d , Harer-Zagier gives that the cohomology $H^d(\mathcal{M}_{g,n})$ is huge at some point. The cohomology starts vanishing after dimension $6g - 6 + 2n$, since $\mathcal{M}_{g,n}$ can be modelled with a CW-complex of dimension $6g - 6 + 2n$.

1.6.3 Construction of suitable simplicial complexes

The approach used in the proof of both these results is to construct a nice simplicial/cell complex carrying a nice action of $\text{Mod}(g)$. A simple example of such a technique is the following: consider the cell complex whose 0-cells are the isotopy classes of simple closed curves. The 1-cells are edges joining pairs of simple closed curves that don't intersect. The mapping class groups acts on this complex with finitely many orbits. This complex is the 1-skeleton of the curve complex. In fact, one can construct the full curve complex in this manner.

Definition 1.23 (The curve complex). The curve complex \mathcal{Z} on S is a simplicial complex where n -simplices correspond to collections of $n + 1$ pairwise disjoint non-isotopic isotopy classes of simple closed curves. \diamond

Exercise 1.2. Show that \mathcal{Z} has dimension $3g - 4$, and the top dimensional simplices correspond to pants decompositions.

Now we'll construct the simplicial complex used in Harer's proof. Suppose S_g has a basepoint at p .

Definition 1.24 (Harer, "complex of arc-systems"). Let \mathcal{A} be the complex with n -simplices corresponding to collections of $n + 1$ isotopy classes of simple closed curves based at p , non-trivial, pairwise non-isotopic, pairwise only intersecting at p . \diamond

Exercise 1.3. Show that $\dim \mathcal{A} = 6g - 4$.

We say that such a collection of curves *fills* S_g if the complement in S_g is a disjoint union of discs.

Definition 1.25. $\mathcal{A}_\infty \subset \mathcal{A}$ is the sub-complex of simplices corresponding to collections of curves that do not fill S . \diamond

Theorem 1.26 (Harer). \mathcal{A} and $\mathcal{A} \setminus \mathcal{A}_\infty$ are both contractible. Furthermore, $\mathcal{A} \setminus \mathcal{A}_\infty$ is $\text{Mod}(g, 1)$ -equivariantly homeomorphic to $\mathcal{T}_{g,1}$.

Notes about Harer's theorem

- The action of $\text{Mod}(g, 1)$ on \mathcal{A} preserves \mathcal{A}_∞ , so $\text{Mod}(g, 1)$ acts on the complement.
- The action of $\text{Mod}(g, 1)$ on $\mathcal{A} \setminus \mathcal{A}_\infty$ has finite stabilizers, since if a self homeomorphism of S fixes all the curves in a filling collection, it is isotopic to the identity, i.e. a stabilizer can now only permute the cells, of which we have finitely many.
This means if $\mathcal{A} \setminus \mathcal{A}_\infty$ is contractible, then $(\mathcal{A} \setminus \mathcal{A}_\infty)/\text{Mod}(g, 1)$ has the rational cohomology of $\text{Mod}(g, 1)$.
- The dimensions of $\mathcal{A} \setminus \mathcal{A}_\infty$ and $\mathcal{T}_{g,1}$ are both $6g - 4$.

Corollary 1.27. $\text{Mod}(g, 1) \cong (\mathcal{A} \setminus \mathcal{A}_\infty)/\text{Mod}(g, 1)$.

Definition 1.28. The dual complex to $\mathcal{A} \setminus \mathcal{A}_\infty$, denoted Y , has a $6g - 3 - n$ -cell for each filling collection $\{\alpha_1, \dots, \alpha_n\}$ ◇

Fact 1.29 (Corollary of Theorem 1.26). Y is also contractible, and has dimension $4g - 3$. But $\text{Mod}(g, 1)$ still acts on Y with finite stabilizers, so $H^*(\mathcal{M}_{g,1}, \mathbb{Q}) \cong H^*(Y/\text{Mod}(g, 1), \mathbb{Q})$, and hence the cohomology vanishes above degree $4g - 3$.

Example 1.30. Let $g = 1$: $S = \mathbb{C}/\mathbb{Z}[i]$, and $p = 0$. Consider the curves a given by the line joining 0 and 1, b given by joining 0 and i , and c given by joining 0 and $1 + i$. The curves $\{a, b, c\}$ define a 0-cell in Y . The curves $\{a, b\}$ are still filling, which means it defines a 1-cell. On the other hand, $\{a\}$ is not filling. In fact, 2 or more curves will always fill.

What does $Y/\text{Mod}(1, 1)$ look like? It has one 0-cell, with stabilizer of order 6, and one 1-cell, with stabilizer of order 4[†]. This gives us the orbifold Euler characteristic of $\mathcal{M}_{1,1}$.

$$\begin{aligned} \chi_{\text{orb}}(\mathcal{M}_{1,1}) &= \frac{1}{6} - \frac{1}{4} \\ &= \zeta(-1) \end{aligned}$$

◇

Harer-Zagier repeated this computation for arbitrary genus, using the following correspondence.

Filling collections of n -curves in $S_g \longleftrightarrow$ ways of quotienting a $2n$ -gon to get S_g

The quantity on the right hand side was what Harer and Zagier actually computed.

1.6.4 The first step towards Mumford's conjecture

Harer used various simplicial complexes with actions of $\text{Mod}(g)$ to prove the following theorems.

Theorem 1.31 (Harer stability [Har85]). *Consider the following homomorphisms.*

(a) $\text{Mod}_{g,n}^{m+1} \rightarrow \text{Mod}_{g,n}^{m+2}$

[†]This is not too hard to see if one knows $\text{Mod}(1, 1) \cong \text{SL}(2, \mathbb{Z})$.

$$(b) \text{Mod}_{g,n}^{m+2} \rightarrow \text{Mod}_{g+1,n}^{m+1}$$

$$(c) \text{Mod}_{g,n}^{m+2} \rightarrow \text{Mod}_{g+1,n}^m$$

The maps all induce isomorphisms on $H^d(\cdot, \mathbb{Q})$ for $d \leq \frac{2g}{3} + c$.

The homomorphism (a) is obtained by gluing in a pair of pants along a boundary component. The homomorphism (b) is obtained by gluing in a single pair of pants along two boundary components, using two of the cuffs. The homomorphism (c) is obtained by gluing in a cylinder in a similar manner.

1.6.5 Summary of what we know about $H^*(\mathcal{M}_g, \mathbb{Q})$

We know the following facts about $H^d(\mathcal{M}_g, \mathbb{Q})$ (or the subring $RH^d(\mathcal{M}_g\mathbb{Q})$).

- $d > 4g - 6$: Both the cohomology and the tautological subring vanish beyond degree d .
- $d > 2g - 4$: The tautological ring vanishes in this degree.
- $d < \frac{2g}{3}$: The tautological ring behaves like a polynomial ring generated by κ_i . The same holds for the cohomology ring.
- $\frac{2g}{3} < d < g$: The relations between κ_i are well understood conjectures.
- $\chi(\mathcal{M}_g)$: We know the Euler characteristic, which means we know a lot of cohomology classes don't vanish in the intermediate region.

2 \mathcal{M}_g via algebraic geometry

Advantages of working with algebraic curves

- It's easier to construct/study specific curves of families of curves.
- We have a nice compactification $\overline{\mathcal{M}}_g$ that is natural in some sense.
- Can work over fields (or rings) other than \mathbb{C} .

Disadvantages of working with algebraic curves

- More technical if we want to state precise results or prove things.
- Some topological ideas don't translate nicely to algebraic geometry. In particular, boundary components of curves don't translate. Neither does the mapping class group.

2.1 The algebro-geometric description of \mathcal{M}_g

Definition 2.1. \mathcal{M}_g is the moduli space of algebraic varieties over \mathbb{C} that are proper, dimension 1, connected, non-singular, and genus g . \diamond

Here's a quick summary of some of the terms in the definition.

- Algebraic variety over \mathbb{C} : A complex variety obtained by gluing together affine varieties.

- Affine variety: It is the vanishing locus in \mathbb{C}^n of an ideal in $\mathbb{C}[x_1, \dots, x_n]$.
- Projective variety: The vanishing locus in $\mathbb{C}\mathbb{P}^n$ of a homogeneous ideal in $\mathbb{C}[x_1, \dots, x_{n+1}]$.
- Proper: This corresponds to the topological notion of compactness. A curve is proper iff it is projective.

The genus of a curve can be defined in two different ways.

Definition 2.2 (Arithmetic genus). Given a curve C , consider its sheaf of regular function \mathcal{O}_C , and then define g by $1 - \chi(C, \mathcal{O}_C)^*$. \diamond

Definition 2.3 (Geometric genus). Consider the cotangent line bundle T^*C . The space of regular sections is a finite dimensional vector space. We define the genus to be the dimension of the space of regular sections. \diamond

Fact 2.4. For smooth projective curves, the arithmetic and the geometric genus agree.

Example 2.5 (Plane curves). Consider a homogeneous polynomial f of degree d in $\mathbb{C}[x, y, z]$. The corresponding projective curve C in $\mathbb{C}\mathbb{P}^2$. Generically, C is non-singular, i.e. for a dense subset of polynomials, C is non-singular. In this case, C will be a non-singular connected projective curve of genus $\frac{(d-1)(d-2)}{2}$.

To be more specific, C is non-singular iff the vanishing locus of $\frac{\partial f}{\partial x}$, $\frac{\partial f}{\partial y}$, and $\frac{\partial f}{\partial z}$ is empty. This is a condition that can be checked purely algebraically, and in doing so, one sees that this is a generic condition. \diamond

A family of homogeneous polynomials $\{f_t\}$ (where t is a complex parameter) gives rise to a family of plane curves.

Example 2.6 (Family of curves).

$$f_t = y^2z - x^3 - xz^2 - tz^3$$

This is a family of cubic curves parameterized by $t \in \mathbb{C}$.

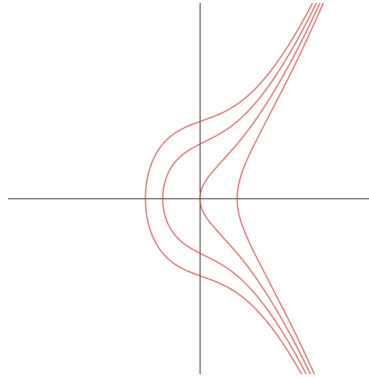


Figure 4: The real part of the cubic curves in the affine chart $z = 1$ as t ranges in \mathbb{R} .

We expect that for most values of t , the associated curve is non-singular and thus describes a path in \mathcal{M}_g . \diamond

*This Euler characteristic comes from the sheaf cohomology.

When we describe the compactification of \mathcal{M}_g , we'll be adding in some singular curves to fill in the "gaps" in some of these families. We need to be a little careful in what sort of singular curves we fill in though. Here's an example of something that can go wrong.

Example 2.7. Consider the family f_t .

$$f_t = y^2z - x^3 - tz^3$$

By an appropriate change of variables, it's not too hard to see that $V(f_t) \cong V(f_{t'})$ for $t \neq 0 \neq t'$. On the other hand, $V(f_0)$ is a singular curve with a cusp. We thus have a family that's one curve for all $t \neq 0$, and then when $t = 0$, it suddenly jumps to a singular curve. That means a moduli space can't contain both $V(f_1)$ and $V(f_0)$. \diamond

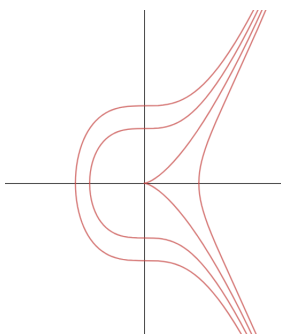


Figure 5: A family of smooth curves deforming to a singular curve.

Non-singular plane curves only give examples of curves with genus equal to the triangular numbers. Also, for $g \geq 3$, not all curves are smooth plane curves. In general, we will want to think of curves as living inside some $\mathbb{C}\mathbb{P}^n$, and note that the same curve can embed in $\mathbb{C}\mathbb{P}^n$ in lots of different ways. For instance, any smooth degree 2 curve in $\mathbb{C}\mathbb{P}^2$ is isomorphic to $\mathbb{C}\mathbb{P}^1$.

Exercise 2.1. Prove that any smooth degree 2 curve in $\mathbb{C}\mathbb{P}^2$ is isomorphic to $\mathbb{C}\mathbb{P}^1$

That means to construct \mathcal{M}_g , we'll want to choose a canonical embedding of each curve C^\dagger . For plane curves, we have another way of dealing with the singularities.

Theorem 2.8. *Let C be a curve over \mathbb{C} . Then there is a unique non-singular projective curve C' such that C and C' are isomorphic after removing finitely many points from each, i.e. C and C' are birational.*

Example 2.9. Here are some example of Theorem 2.8 in practice.

- Let C be equal to \mathbb{C}^1 . Then C' is $\mathbb{C}\mathbb{P}^1$. This is in some sense a compactification.
- Let $C = V(xy) \subset \mathbb{C}\mathbb{P}^2$. This is a singular curve with a singularity at $[0 : 0 : 1]$. The corresponding curve C' is the union of two copies of \mathbb{C}^1 . This is what is called normalization.

[†]On a side note, any smooth curve embeds in $\mathbb{C}\mathbb{P}^3$, but this isn't actually very useful, since we may need a lot of equations to cut out a given curve.

- Let C be $V(y^2 - f(x)) \subset \mathbb{C}^2$ for some square-free polynomial $f \in \mathbb{C}[x]$ of degree $2g + 2$. The theorem then tells us that there is some non-singular projective curve C' , which resolves the singularity at ∞ of $V(y^2 z^{2g} - z^{2g+2} f(\frac{x}{z})) \subset \mathbb{CP}^2$. In fact, C' is the hyperelliptic curve ramified over the roots of f , and has genus g .

◇

Remark 2.10. Singularities “use up” a lot of genus. Normalization therefore reduces genus, sometimes significantly. ◇

2.1.1 Description of all low genus curves

The two constructions, i.e. smooth plane curves and double covers of \mathbb{CP}^1 , suffice to describe all curves of genus less than or equal to 3.

- $g = 0$: We just have \mathbb{CP}^1 . This can be thought of as a double cover of \mathbb{CP}^1 , ramified at 2 points, where the covering map is given by $[x_0 : x_1] \mapsto [x_0^2 : x_1^2]$.
- $g = 1$: Every curve is simultaneously a cubic plane curve, and a double cover of \mathbb{CP}^1 ramified at 4 points. Neither representation is unique, unless we mark a point of C .
- $g = 2$: Every curve is hyperelliptic (and in a unique way), i.e. there is a unique 2-to-1 map $C \rightarrow \mathbb{CP}^1$ (up to Möbius transformations), ramified at 6 points. This lets us compute the dimension of \mathcal{M}_2 . We have a 6-dimensional space given by the choice of ramification point on \mathbb{CP}^1 , and our choice is unique up to Möbius transformations, which is 3-dimensional, which means \mathcal{M}_2 must have dimension $6 - 3$.
- $g = 3$: Each curve is either a degree 4 smooth plane curve or hyperelliptic, but not both. This is interesting, since it is known that \mathcal{M}_g is irreducible, which means one of these families must be contained in the closure of the other. To figure out which of these families is the dense sub-variety, we can compute dimensions. The dense subset should have the same dimension. Just like in the previous case, we can compute the dimension of the hyperelliptic curves, which turns out to be $8 - 3 = 5$. This means that the hyperelliptic curves cannot be dense.

To compute the dimension of quartic curves, we need to compute the dimension of degree 4 polynomials in x_0, x_1 , and x_2 , which turns out to be 15. A generic quartic is smooth, which means the smooth quartics have dimension 15. We then subtract 1 to account for scaling. We then need to account for the automorphisms of \mathbb{CP}^2 , which is $\text{PGL}(3)$, which has dimension 8. That results in the dimension being exactly $15 - 1 - 8 = 6$.

We expect families of non-singular plane quartics with limits that are hyperelliptic. Since \mathcal{M}_3 is not proper, we also expect some families of smooth plane quartics with no smooth limit.

Remark 2.11. Any smooth genus g curve C comes with a canonical map $C \rightarrow \mathbb{CP}^{g-1}$. This map is an embedding if C is not hyperelliptic, otherwise it's a 2-to-1 map to an embedded $\mathbb{CP}^1 \hookrightarrow \mathbb{CP}^{g-1}$. For $g = 3$, this embedded \mathbb{CP}^1 in \mathbb{CP}^2 is given by a conic, i.e. $V(g)$, where degree of g is 2. ◇

Example 2.12 (Pencil of conics). Suppose $f \in \mathbb{C}[x_0, x_1, x_2]$ is homogeneous of degree 4 and suppose $g \in \mathbb{C}[x_0, x_1, x_2]$ is homogeneous of degree 2, such that $V(f)$ and $V(g)$ are non-singular, and $V(f) \cap V(g)$ is 8 points.

Now let $h_t = g^2 + tf$ be a family of degree 4 polynomials. Then $V(h_t)$ is a smooth quartic for all but finitely many t , while $V(h_0)$ is just the conic $V(g)$ (with multiplicity 2). \diamond

Claim 2.13. The family of genus 3 curves $V(h_t)$ has limit at $t = 0$ equal to the hyperelliptic curve given by a double cover of $V(g)$ ramified over the 8 intersection points. \diamond

We could try in a similar manner to write down descriptions of higher genus curves. For instance, if $g = 4$, either C is hyperelliptic or C is the intersection in \mathbb{CP}^3 of a quadric equation and a cubic surface.

2.1.2 Where do the descriptions come from?

Theorem 2.14. Algebraic morphisms $C \rightarrow \mathbb{CP}^n$ correspond to the data of a basepoint free collection (i.e. without a common zero) of n sections of a line bundle L over C , up to isomorphisms of L .

This means we can classify curves if we can choose line bundles L and sections (s_0, \dots, s_n) , and then understand the resulting map to \mathbb{CP}^n .

What are options for L ? We could start with the trivial line bundle, but that's bad because the only sections are constant. If our curve C had a marked point p , we could try using p to define some line bundle $\mathcal{O}_C(k \cdot p)$. Informally, the sections are meromorphic functions allowed to have at most a pole of order at most k at p .

Suppose we really just want to construct \mathcal{M}_g , not $\mathcal{M}_{g,1}$. Without a marked point, the only real option is to use a power of the (co)tangent bundle. Suppose $g \geq 2$, then we already know that the space of sections of the cotangent bundle K_C (also referred to by ω_C , Ω_C , or T^*C) has dimension g . We can try to take any g linearly independent sections of K_C .

Claim 2.15. This defines a morphism $C \rightarrow \mathbb{CP}^{g-1}$ well defined up to $\text{Aut}(\mathbb{CP}^{g-1})$. \diamond

Sketch of proof. Use Riemann-Roch to compute the following.

$$H^0(C, K_C(-p)) = g - 1$$

□

This canonical map is responsible for the classification of curves with $g \in \{2, 3, 4\}$.

Exercise 2.2. The canonical map is an embedding iff C is not hyperelliptic. *Hint:* Use Riemann-Roch.

We want to use something like the canonical map to give parametrizations of \mathcal{M}_g in terms of equations cutting out curves in \mathbb{CP}^n . One issue visible in $g = 3$: we don't want to break up our moduli space into pieces before we've even constructed it.

Outline of the algebraic construction of \mathcal{M}_g

Step 1: Use some multiple of K_C , not K_C itself. This makes sure we always have an embedding.

$$|nK_C| : C \hookrightarrow \mathbb{C}\mathbb{P}^{(2n-1)(g-1)-1}$$

It turns out that for $n = 3$, this is an embedding for all values of g .

Step 2: Construct a moduli space of embedded curves in $\mathbb{C}\mathbb{P}^N$ (where $N = (2n-1)(g-1)-1$). This is a special case of a “Hilbert scheme”.

Step 3: Interpret the “canonically embedded” curves from Step 1 as some nice subspace of some Hilbert scheme. Specifically, our moduli space will be an open subset of a closed subset of the Hilbert scheme.

Step 4: Quotient out by PGL_{N+1} because the canonical embedding was only defined up to a choice of basis. We need to work extra hard to impose an algebraic structure on the quotient (geometric invariant theory).

Results from this construction

- \mathcal{M}_g turns out to be an irreducible quasi-projective variety.
- A compactification $\overline{\mathcal{M}}_g$ naturally arises from using a slightly larger subspace of the Hilbert scheme. It turns out that $\overline{\mathcal{M}}_g$ is a projective variety.

2.1.3 Hilbert polynomials and Hilbert schemes

Definition 2.16. Let k be any field and suppose $I \subseteq k[x_0, \dots, x_n]$ is a homogeneous ideal. Let $f : \mathbb{Z}_{\geq 0} \rightarrow \mathbb{Z}_{\geq 0}$ be defined by the ranks of the graded pieces of $k[x_0, \dots, x_n]/I$.

$$f(m) := \dim_k (k[x_0, \dots, x_n]/I)_{\deg m}$$

Then f agrees with some polynomial P for large enough values of m . This polynomial P is the Hilbert polynomial of the ideal I (or equivalently the quotient). For an embedded curve X , we shall denote its Hilbert polynomial by P_X . \diamond

Exercise 2.3. Show that a Hilbert polynomial is actually well defined, i.e. the function f does agree with some polynomial for large enough m .

Hilbert polynomials give us a way of distinguishing between different embeddings of the same curve.

Example 2.17. $V(y) \subset \mathbb{C}\mathbb{P}^2$ has Hilbert polynomial $m + 1$, while $V(x^2 + y^2 - z^2) \subset \mathbb{C}\mathbb{P}^2$ is an isomorphic curve with a different Hilbert polynomial, i.e. $2m + 1$. \diamond

Hilbert polynomials is constant in nice families, e.g. plane curves of degree d . Hilbert polynomials behave like Euler characteristic in the following sense.

$$P_{X \cup Y} = P_X + P_Y - P_{X \cap Y}$$

Facts about Hilbert polynomials

- $\deg P_X(m) = \dim(X)$.
- The leading term of $P_X(m)$ is $d \cdot \frac{m^s}{s!}$, and $s = \dim X$ and d is the degree of the embedding.
- $P_X(0) = 1 - g$, where g is the arithmetic genus of X .

Definition 2.18 (Hilbert scheme). Fix $\mathbb{C}\mathbb{P}^N$, and fix an integer valued polynomial $P : \mathbb{Z}_{\geq 0} \rightarrow \mathbb{Z}$ with positive leading coefficient. Then points in Hilbert scheme $\text{Hilb}_P(\mathbb{C}\mathbb{P}^n)$ correspond to closed subschemes of $\mathbb{C}\mathbb{P}^N$ with Hilbert polynomial P . \diamond

Examples of Hilbert schemes

- (i) If $P = 0$, then $\text{Hilb}_0(\mathbb{C}\mathbb{P}^n)$ only contains only one point, which is the empty variety.
- (ii) If $P = 1$, then it must be the Hilbert polynomial of some point in $\mathbb{C}\mathbb{P}^n$, which means $\text{Hilb}_1(\mathbb{C}\mathbb{P}^n)$ must be canonically isomorphic to $\mathbb{C}\mathbb{P}^n$.
- (iii) Let $P = d \in \mathbb{N}$: we consider $\text{Hilb}_P(\mathbb{C}\mathbb{P}^1)$. The points in this Hilbert scheme correspond to ideals (f) in $\mathbb{C}[x_0, x_1]$, where f has degree d , so $\text{Hilb}_d(\mathbb{C}\mathbb{P}^1) = \mathbb{C}\mathbb{P}^d$. Alternatively, one can look at the roots of f to interpret this as the configuration space of d unordered points in $\mathbb{C}\mathbb{P}^1$ that are allowed to collide.
- (iv) Let $P = 2$: we consider $\text{Hilb}_2(\mathbb{C}\mathbb{P}^n)$. The Hilbert scheme is still a configuration space of two unordered points in $\mathbb{C}\mathbb{P}^n$, but when the points collide, we need to remember a tangent direction. Geometrically, this is the blow-up of $\mathbb{C}\mathbb{P}^n \times \mathbb{C}\mathbb{P}^n$ along the diagonal[‡].
- (v) Let $P = d \in \mathbb{N}$: we consider $\text{Hilb}_d(\mathbb{C}\mathbb{P}^n)$. This is the same as before, but we need to remember more information when three or more points come together.
- (vi) When $P = \binom{m+2}{2} - \binom{m+2-d}{2} = dm + 1 - \binom{d-1}{2}$, $\text{Hilb}_P(\mathbb{C}\mathbb{P}^2)$ consists just of degree d plane curves (which may not be smooth). We thus have $\text{Hilb}_P(\mathbb{C}\mathbb{P}^2) \cong \mathbb{C}\mathbb{P}^{\binom{d+2}{2}-1}$.
- (vii) When $P = dm + 1 - \binom{d+1}{2} + k$, where $k \in \mathbb{Z}$. Then if $k < 0$, then $\text{Hilb}_P(\mathbb{C}\mathbb{P}^2)$ is empty. If $k > 0$, $\text{Hilb}_P(\mathbb{C}\mathbb{P}^2)$, we get “degree d plane curves with k extra points”. Loosely speaking, $\text{Hilb}_P(\mathbb{C}\mathbb{P}^2)$ should be a fiber bundle over $\mathbb{C}\mathbb{P}^{\binom{d+2}{2}-1}$ with fiber $\text{Hilb}_k(\mathbb{C}\mathbb{P}^2)$. Things get complicated when the extra points collide over the plane curve in the base.
- (viii) Most cases with linear P and $n > 3$ (i.e. $\text{Hilb}_P(\mathbb{C}\mathbb{P}^n)$) are very complicated, with many different irreducible components, and arbitrarily bad singularities. For instance, if $P = 3m + 1$, then $\text{Hilb}_P(\mathbb{C}\mathbb{P}^3)$ parameterizes genus 0 curves embedded in $\mathbb{C}\mathbb{P}^3$ by a degree 3 map. One curve living in this Hilbert scheme is the rational normal curve given by the map $[t : u] \mapsto [t^3 : t^2u : tu^2 : u^3]$. But such curves are not the only points in $\text{Hilb}_P(\mathbb{C}\mathbb{P}^3)$. There’s another component of the Hilbert scheme. Consider a cubic curve in $\mathbb{C}\mathbb{P}^2$, which is embedded inside $\mathbb{C}\mathbb{P}^3$ as a hyperplane, and add an additional point anywhere. This is representative of a more general phenomenon: the Hilbert scheme of the Hilbert polynomial of a smooth curve will have many high dimensional components coming from disconnected curves.

[‡]Look up punctual Hilbert schemes for more information about these constructions.

Unfortunately, we are in the setting of the last case. Recall that we wanted to use an n -canonical embedding of C to get points in $\text{Hilb}_{2n(g-1)m+1-g}(\mathbb{CP}^{(2n-1)(g-1)-1})$. On the other hand, we really just need a locus inside the full Hilbert scheme, which means our task may not be as hard as we imagined.

2.1.4 Construction of \mathcal{M}_g

Our first step will be to construct Hilbert schemes. To do that we need a somewhat difficult commutative algebra statement.

Lemma 2.19. *For every n and P , there exists m_0 (depending on n and P) such that if $X \subseteq \mathbb{CP}^n$ has Hilbert polynomial P , then the corresponding homogeneous ideal $I \subset \mathbb{C}[x_0, \dots, x_n]$ satisfies the following conditions.*

- (i) $I_{\geq m_0}$ is generated by I_{m_0} .
- (ii) $\dim_{\mathbb{C}}(\mathbb{C}[x_0, \dots, x_n]/I)_m = P(m)$ for $m \geq m_0$.

Given this lemma, $\text{Hilb}_P(\mathbb{CP}^n)$ can be constructed as a closed subset of the Grassmannian $\text{Gr}(\mathbb{C}[x_0, \dots, x_n]_{m_0}, \binom{m_0+n}{n} - P(m_0))$ via I_{m_0} . The subset is a closed subset because condition (ii) of Lemma 2.19 are given by vanishing of determinants of minors.

Remark 2.20. The action of PGL_{n+1} on $\text{Hilb}_P(\mathbb{CP}^n)$ is visible explicitly in the construction, since PGL_{n+1} acts on $\mathbb{C}[x_0, \dots, x_n]$ (in all degrees). This gives an action on the Grassmannian, which comes from a representation on a larger projective space in which the Grassmannian embeds via the Plücker coordinates. \diamond

This concludes Step 2 of the algebraic construction of \mathcal{M}_g : this was the construction of the moduli space of embedded curves in \mathbb{CP}^n via Hilbert schemes. The next step would be to identify the “canonically embedded” (i.e. the embedding given by a large multiple of K_C) curves as a nice subset of the Hilbert scheme. We will skip this step for the moment, and proceed to Step 4, which was to quotient out the action of PGL_{n+1} in a reasonable manner. Constructing quotients of algebraic varieties/schemes is the subject of Geometric Invariant Theory, which is what we’ll segue into right now.

Geometric Invariant Theory Given a group G acting on an algebraic variety X in a reasonable manner (i.e. continuously, algebraically or any other desired adjective), we would like X/G to be a reasonable algebraic variety. In the case of affine or projective varieties, the quotient should correspond to the ring of G -invariant coordinate functions on X . If we denote the ring of coordinate functions by A , the G -invariant subring is denoted by A^G . This approach has a few issues.

- (i) In practice, it’s very difficult to compute $A^G \subseteq A$.
- (ii) $\text{Spec}(A^G)$ will not usually agree with the topological quotient X/G . For this reason, we’ll denote $\text{Spec}(A^G)$ by $X//G$.

Geometric Invariant Theory gives us a geometric description of $X//G$. Concretely, it gives us an open subset $X^{SS} \subset X$ of “semistable points” and a surjection $X^{SS} \twoheadrightarrow X//G$ that is a categorical quotient, and under appropriate conditions, also a topological quotient.

This can be done concretely for the setup we’re interested in. Let X be \mathbb{CP}^n , and G be a reductive group (e.g. GL , PGL , or SL). Consider a linear action of G on \mathbb{C}^{n+1} , and the induced action on X . The quotient $X//G$ by definition is the *Proj* of the invariant subring, i.e. $\mathbb{C}[x_0, \dots, x_n]^G$.

$$X//G := \mathrm{Proj}(\mathbb{C}[x_0, \dots, x_n]^G)$$

Definition 2.21 (Semistable and stable points). A non-zero point $x \in \mathbb{C}^{n+1}$ is

- *semistable* if the closure of G -orbit of x does not contain 0.
- *stable* if the G -orbit of x is closed and its stabilizer is finite.

A point $x \in \mathbb{CP}^n$ is semistable or stable if any lift of x in \mathbb{C}^{n+1} is. ◊

We shall denote the locus of semistable points in \mathbb{CP}^n by $(\mathbb{CP}^n)^{SS}$ and the locus of stable points by $(\mathbb{CP}^n)^S$. If $X \subseteq \mathbb{CP}^n$ is left invariant by G , then the restriction of the semistable locus and stable locus to X will be denoted by X^{SS} and X^S respectively.

Example 2.22 (GIT quotients). Consider the following two examples of GIT quotients.

- (i) Let $G = \mathrm{GL}_1 = \mathbb{C}^*$ and consider the following action on \mathbb{C}^2 .

$$g \cdot (x, y) := (gx, g^{-1}y)$$

The induced action on \mathbb{CP}^1 is given by a similar formula.

$$g \cdot [x : y] := [gx : g^{-1}y]$$

Observe that the action on \mathbb{CP}^1 has three orbits, i.e. $[1 : 0]$ and $[0 : 1]$ are fixed, and every other point is in the same orbit. The topological quotient therefore consists of 3 points, and the images of the two fixed points are “generic” points in an informal sense.

To construct the GIT quotient, we first need to understand the invariant subring $\mathbb{C}[x, y]^G$. The subring is generated by xy , i.e. $\mathbb{C}[x, y]^G = \mathbb{C}[xy] \subset \mathbb{C}[x, y]$. The *Proj* of this ring is just a single point.

Also note that $\mathbb{CP}^1 \setminus \{[0 : 1], [1 : 0]\}$ is the semistable and stable locus of the group action. The lift of any point in this set is of the form (x_0, y_0) , where $x_0 \neq 0 \neq y_0$. The G -orbit of such a point is closed (because it’s given by the vanishing of $xy = x_0y_0$), and the stabilizer is finite, since it just consists of 1 and -1 . Thus the semistable locus can be canonically identified with \mathbb{C}^* and taking the categorical quotient of that with \mathbb{C}^* , we get a point, which agrees with our earlier GIT quotient.

- (ii) Consider now the following action on \mathbb{C}^2 by the same group.

$$g \cdot (x, y) := (g^2x, y)$$

This induces the same action on \mathbb{CP}^1 , but now the semistable and stable locus are different. The stable locus is empty because no orbit is a closed subset of \mathbb{C}^2 , and the semistable locus is $\mathbb{CP}^1 \setminus \{[1 : 0]\}$. The categorical quotient is $(\mathbb{CP}^1)^{SS}$ by \mathbb{C}^* is still a point, but one has to work harder to see that.

The invariant subring for this action is $\mathbb{C}[y]$, whose *Proj* is still a point, so that agrees with the earlier computation.

◇

The following theorem tells us that GIT quotients are nice as algebraic varieties.

Theorem 2.23 (GIT quotients are projective). *Let $X^s \subseteq X^{SS} \subseteq X = \mathbb{CP}^n$ be open subsets. Then there exists a categorical quotient X^{SS}/G which is projective.*

In general, one can deduce facts about $X//G$ from the stable and semistable locus. For instance, points in different G -orbits of X^S are sent to different points in $X//G$, i.e. $X^S \rightarrow X^S/G$ is a topological quotient. Two points in X^{SS} get sent to the same point in $X//G$ iff the corresponding orbit closures intersect in \mathbb{CP}^n . If $X^{SS} = X^S$, then the GIT quotient is the usual quotient, and is projective. These facts suggest that it might be useful to know whether a point is semistable. To that end, we have the Hilbert-Mumford criterion for semistability.

Theorem 2.24 (Hilbert-Mumford criterion for semistability). *Let G be a reductive group acting linearly on \mathbb{C}^{n+1} and \mathbb{CP}^n . A point $x \in \mathbb{CP}^n$ is semistable with respect to this action if it's semistable with respect to all 1-parameter subgroup actions of G .*

We can now come back to the quotient we actually care about. We have an action of SL_{N+1} on n -canonically embedded smooth curves of genus g . We have the following theorem that tells us that things are as good as we'd like them to be.

Theorem 2.25 (Gieseker). *One can describe the stable and semistable locus in $\mathrm{Hilb}_P(\mathbb{CP}^n)$ with respect to the SL_{N+1} action.*

- (1) *n -canonically embedded smooth curves are GIT-stable with respect to this setup for $n \geq 3$ and $m_0 \gg 0$ (see Lemma 2.19 for a description of m_0). This yields a construction of \mathcal{M}_g .*
- (2) *For a large enough m_0 , the semistable locus is the same as the stable locus, and can be described in terms of geometry of curves. This yields a construction of $\overline{\mathcal{M}}_g$.*

Definition 2.26 (Stable curves). *A stable curve of genus g is an algebraic curve C of arithmetic genus g with two stability conditions.*

- (1) *Locally at any point C is smooth, i.e. the vanishing locus of $y = 0$ in $\mathbb{C}[x, y]$, or has a simple node, i.e. the vanishing locus of $xy = 0$ in $\mathbb{C}[x, y]$.*
- (2) *$|\mathrm{Aut}(C)| < \infty$, i.e. at least 3 points are marked in each \mathbb{CP}^1 .*

We denote the space of stable genus g curves by $\overline{\mathcal{M}}_g$.

◇

Exercise 2.4. The space of (possibly singular) plane cubics is \mathbb{CP}^9 . There's an action of SL_3 on this space that comes from an action on \mathbb{C}^{10} . What curves are GIT semistable with respect to this action?

One can construct $\mathcal{M}_{g,n}$ and $\overline{\mathcal{M}}_{g,n}$ in a similar manner.

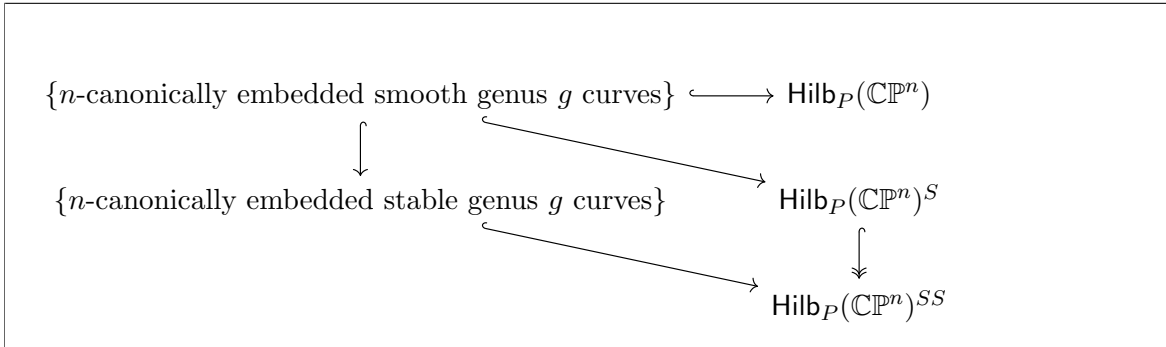


Figure 6: A description of how the stable and semistable locus fit with smooth and stable curves.

2.2 The Deligne-Mumford compactification

2.2.1 The algebraic and topological pictures

The Deligne-Mumford compactification is the space $\overline{\mathcal{M}}_{g,n}$, i.e. the moduli space of stable curves. This notion of stability comes from GIT, and has two aspects.

- (1) No “bad” singularities, i.e. we only allow singularities that locally look like $xy = 0$, but not cusp singularities or non-transverse self intersections. Furthermore, we also require the marked points be non-singular.
- (2) No infinite automorphism groups. For $[C; p_1, \dots, p_n] \in \mathcal{M}_{g,n}$, the automorphism group is finite iff $2g - 2 + n > 0$.

What do the stable curves look like? A stable curve may have multiple irreducible components of different genera, glued together along nodal singularities. Topologically, the picture looks like some simple closed curves were shrunk to a single point. If we think of a stable curve C as formed by gluing a bunch of non-singular C_i together at pairs of marked points, then C iff C_i have finite automorphism groups which happens only if $2g_i - 2 + n_i > 0$. In practice this means that every genus 3 surface needs at least 3 “special points”, i.e. marked points or nodes.

It’s not quite clear in the preceding discussion what the genus of a singular curve is.

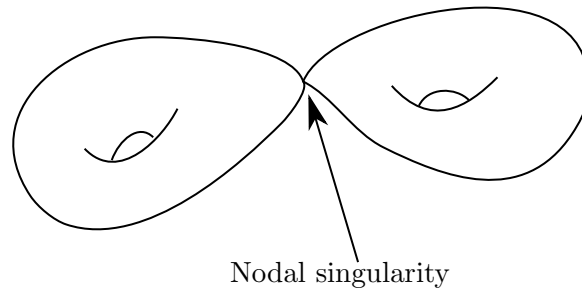


Figure 7: A stable curve of genus 2 in $\overline{\mathcal{M}}_2$.

Definition 2.27 (Arithmetic genus of a stable curve). The arithmetic genus of a stable curve is $1 - c$, where c is the constant term in the Hilbert polynomial. By additivity of the Hilbert polynomial, we can express the genus in terms of the genera of the irreducible pieces.

$$g = \sum g_i + ((\# \text{ of nodes}) - (\# \text{ of irreducible components}) + 1)$$

◇

There is a more geometric way of defining the genus of a stable curve. Recall that the space of holomorphic 1-forms on a compact Riemann surface is \mathbb{C}^g .

Fact 2.28. If C is a stable curve of genus g , then the space of meromorphic 1-forms on C with simple poles allowed at the two sides of each node, and opposite residues there is \mathbb{C}^g (see Figure 8).

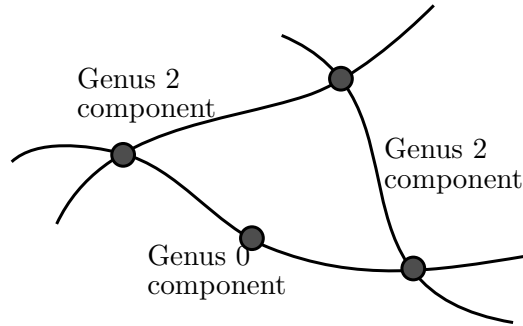


Figure 8: An example of a stable curve with 3 irreducible components.

This defines the geometric genus of a stable curve.

2.2.2 The Teichmüller theoretic picture

Consider the points in $\overline{\mathcal{M}}_3$ which topologically look like the wedge sum of a genus 2 surface and a genus 1 surface. This ought to be $\mathcal{M}_{2,1} \times \mathcal{M}_{1,1}$, and we'll see that it is indeed the case. To do so, we'll need the notion of an augmented Teichmüller space

Definition 2.29 (Marked stable curve). Let S be a fixed topological surface. A marked stable curve is a pair $(X, \phi : S \rightarrow X)$ such that X is a stable curve of genus $g = g(S)$ and ϕ is a continuous surjection that induces the following homeomorphism.

$$\tilde{\phi} : S/\Gamma \rightarrow X$$

Here, S/Γ is given by contracting a disjoint set of closed curves. We consider two marked stable curves the same if ϕ_1 and ϕ_2 are the same up to composition by null-isotopic self homeomorphism of S . We denote this space by $\tilde{\mathcal{T}}_g$. ◇

$\text{Mod}(g)$ acts on $\tilde{\mathcal{T}}_g$ and the quotient is $\overline{\mathcal{M}}_g$ as a set. What we need now is a reasonable topology on $\tilde{\mathcal{T}}_g$.

What does a small neighbourhood of (X, ϕ) look like? Points (X', ϕ') close to (X, ϕ) should have Γ' isotopic to a subset of Γ . Morally, this means that we replace some nodes with very short geodesics. Furthermore, we also require ϕ and ϕ' be really close in the sense of the Teichmüller metric (on the complement of the nodes), i.e. the things with quasiconformal distortions.

Digression 2.30. Smoothing a node in algebraic geometry looks like changing $xy = 0$ to $xy = c$, where $c \neq 0$. Thus varying c gives us a 1-parameter family going off to ∞ in $\overline{\mathcal{M}}_g$. \diamond

Fact 2.31. The augmented Teichmüller space $\overline{\mathcal{T}}_g$ is not compact. One way to see this is to observe that the orbit of a Dehn twist has no accumulation point.

2.2.3 Examples of compactified moduli spaces

- (1) $\mathcal{M}_{0,4}$: Consider the compactification $\overline{\mathcal{M}}_{0,4}$. The regular moduli space can be identified as an open subset of \mathbb{CP}^1 .

$$\mathcal{M}_{0,4} \cong \mathbb{CP}^1 \setminus \{0, 1, \infty\}$$

It turns out that $\overline{\mathcal{M}}_{g,n}$ is a compact complex orbifold of dimension $3g - 3 + n$. We therefore expect $\overline{\mathcal{M}}_{0,4}$ to be \mathbb{CP}^1 . We can now ask what are the stable curves corresponding to $\mathbb{CP}^1 \setminus \mathcal{M}_{0,4}$. The three stable curves are gotten gluing together two genus 0 curves along a node. There are 3 choices for partitioning the marked points into pairs, which give us the three missing points of the compactification.

More concretely, we could keep the first three marked points fixed at 0, 1, and ∞ , and send off the fourth marked point to ∞ . That results in the configuration where 0 and 1 are in one irreducible piece, and ∞ and the fourth marked point are in one irreducible component.

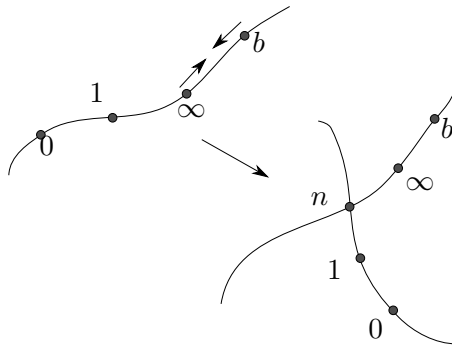


Figure 9: Two marked points converging to each other in $\mathcal{M}_{0,4}$ splits the curve into two irreducible components intersecting at the node n .

- (2) $\mathcal{M}_{1,1}$: This moduli space can be identified with \mathbb{C} (or $\mathbb{CP}^1 \setminus \{1 \text{ point}\}$), along with some orbifold structure. There are a couple of ways of seeing this.

j -invariant Elliptic curves have a j -invariant, which is a bijection between elliptic curves and complex numbers. One way of defining the j -invariant is by writing down the elliptic curve E in Weierstrass form.

$$E = V(x^3 + ax + b)$$

Then the j -invariant of E is given by the following formula.

$$j(E) = 1728 \frac{4a^3}{4a^3 + 27b^2}$$

It's a theorem that for any two elliptic curves defined over \mathbb{C} , they are isomorphic iff their j invariants match.

Moduli of complex tori The space $\mathcal{M}_{1,1}$ is $\mathcal{T}_{1,1}/\text{Mod}(1,1)$. The Teicmüller space may be identified with the upper half plane \mathbb{H}^2 , and $\text{Mod}(1,1)$ is just $\text{SL}_2(\mathbb{Z})$. The fundamental domain of this group action shows what $\mathcal{M}_{1,1}$ looks like topologically (see Figure 10). One can see that this is homeomorphic to \mathbb{C} .

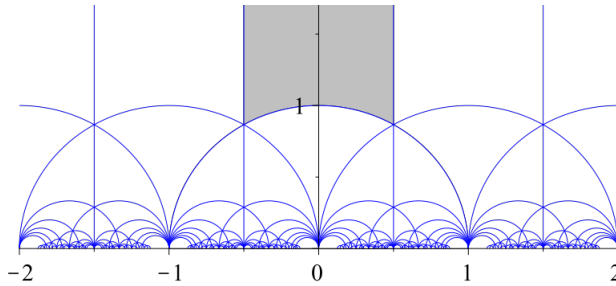


Figure 10: The fundamental domain for the $\text{SL}_2(\mathbb{Z})$ action on \mathbb{H}^2 .

Hyperelliptic involution One can also use the hyperelliptic involution to get an isomorphism from $\mathcal{M}_{1,1}$ and $\mathcal{M}_{0,4}$. To see this concretely, consider an hyperelliptic involution that fixes the marked point. The quotient is \mathbb{CP}^1 with 4 ramification points. This construction sends an element of $\mathcal{M}_{1,1}$ to multiple points in $\mathcal{M}_{0,4}$, but all of those points lie in an S_4 orbit, hence the isomorphism with the quotient.

In any case, we expect $\overline{\mathcal{M}_{1,1}}$ to be isomorphic to \mathbb{CP}^1 . The stable curve in the compactification is a curve obtained by shrinking a loop on the torus. Algebraically, it's easy to see why there can only be one stable curve: essentially because we're only allowed one singularity, and that singularity needs to look locally like $xy = 0$ (See Figure 11).

- (3) $\mathcal{M}_{0,5}$: This moduli space can be identified with an open subset of \mathbb{C}^2 .

$$\mathcal{M}_{0,5} = \{(x, y) \in \mathbb{C}^2 \mid x \neq y, x \notin \{0, 1\}, y \notin \{0, 1\}\}$$

One may mistakenly believe that the compactification here is \mathbb{CP}^2 . This is because the action of S_5 does not extend to a nice automorphism of \mathbb{CP}^2 .

To understand what $\overline{\mathcal{M}_{0,5}} \setminus \mathcal{M}_{0,5}$ looks like, observe that there are two kinds of points. One kind of point corresponds to a stable curve with two irreducible components: one of

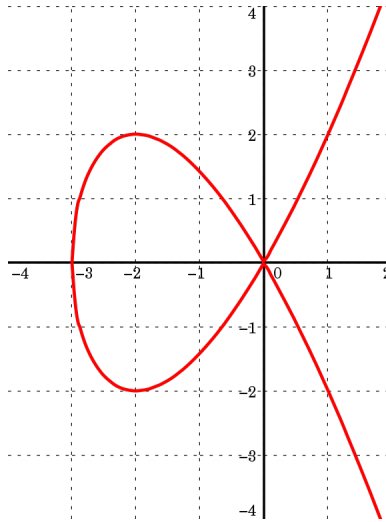


Figure 11: The stable curve in $\overline{\mathcal{M}}_{1,1}$.

the components has 3 out of the 5 marked points, and the other component has 2 marked points. They both also have an additional marked point p and p' , along which they are glued. For the irreducible component with 2 of the 5 marked points (along with a third point of gluing), we have an $\mathcal{M}_{0,3}$ worth of complex structures, i.e. just one structure. On the other hand the irreducible component with 3 of the 5 marked points has an $\mathcal{M}_{0,4}$ worth of complex structures. Thus for each (3, 2) splitting of the 5 marked points, we get a copy of $\mathcal{M}_{0,4}$: there are 10 such splittings. Furthermore, each irreducible component containing 3 of the 5 marked points can further break up into two irreducible pieces, like points in the compactification of $\mathcal{M}_{0,4}$, so we really get 10 copies of $\overline{\mathcal{M}}_{0,5} = \mathbb{CP}^1$ in the compactification. Of course, these lines are not disjoint, since there may be multiple ways of splitting these curves up. If one works out what the intersections should look like, one gets that they must intersect at 15 points. We thus have the following crude description of the stable points in $\overline{\mathcal{M}}_{0,5}$.

$$\overline{\mathcal{M}}_{0,5} \setminus \mathcal{M}_{0,5} = 10 \text{ lines intersecting in 15 points}$$

One can refine the above description using the language of blowups.

$$\overline{\mathcal{M}}_{0,5} \cong \mathbb{CP}^2 \text{ blown up at 4 points}$$

- (4) $\overline{\mathcal{M}}_2$: This can get rather complicated. The natural first step is to try to draw the topological pictures of the points $[C] \in \overline{\mathcal{M}}_2$. Recall that such a curve C is obtained by shrinking curves. We can now shrink a second curve. On the stable curve where we shrunk a separating curve, we only have one choice. On the stable curve, where we shrunk a non-separating curve, we again have two choices, and then we do a similar thing for the third curve. We end up with 7 topological types of stable curves, as seen in Figure 12. These topological pictures correspond to subspaces of $\overline{\mathcal{M}}_2$ of different dimensions. This is what's known as the "boundary stratification" of $\overline{\mathcal{M}}_2$. One can also draw the same stratification, but with the algebraic picture instead.

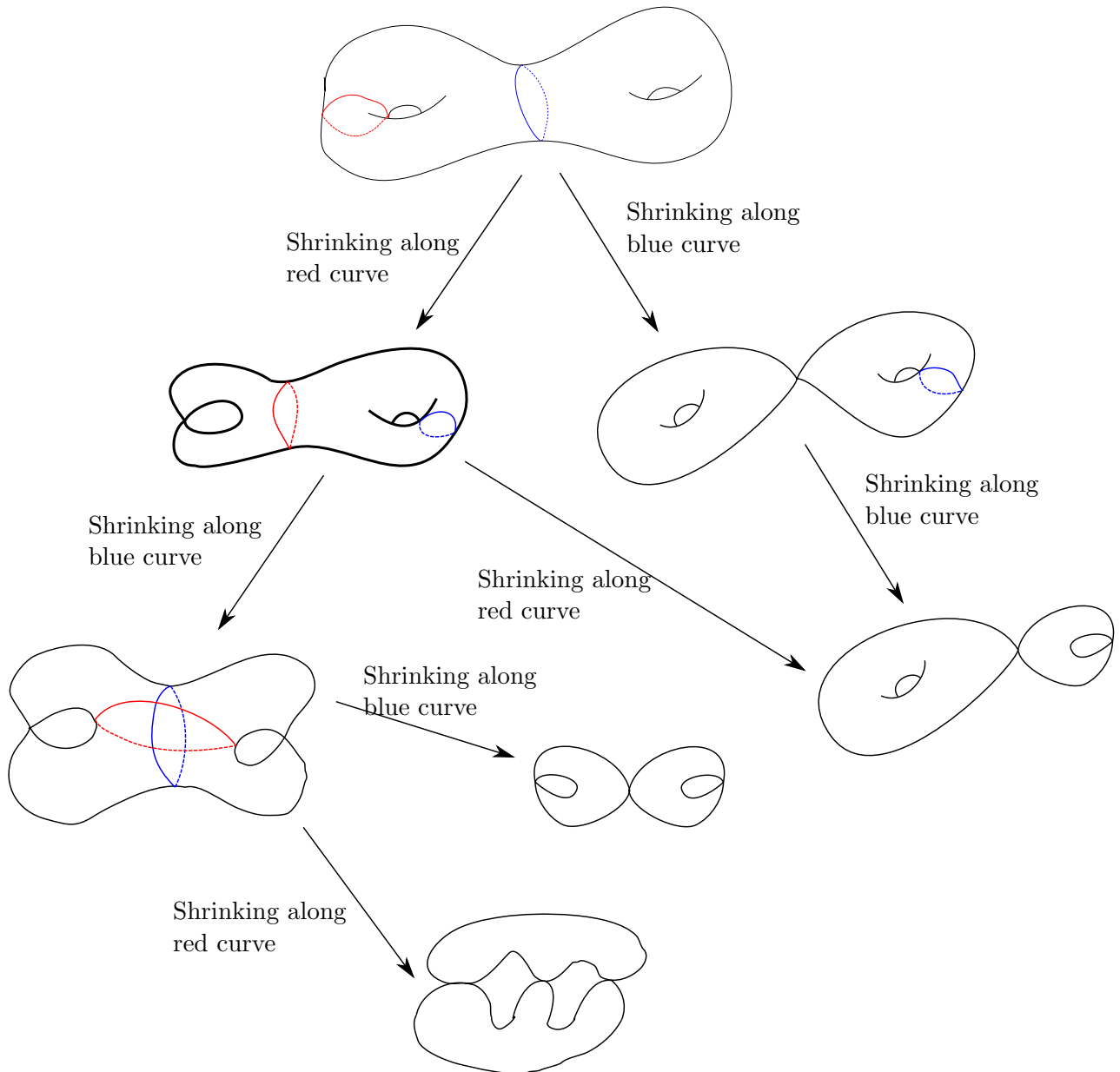


Figure 12: The two topological kinds of stable curves obtained by shrinking one curve.

2.2.4 Dual graph to a nodal curve

Given a nodal curve C , we construct its dual graph in the following manner (see Figure 13 for an example).

- We add a vertex for every irreducible component of C . We also mark that vertex with the genus of the irreducible component.
- We add an edge (or a self loop), for each node, which connects vertices corresponding to the irreducible component(s) intersecting at the node.
- We add a “half-edge”, or a “leg”, for each marked point.

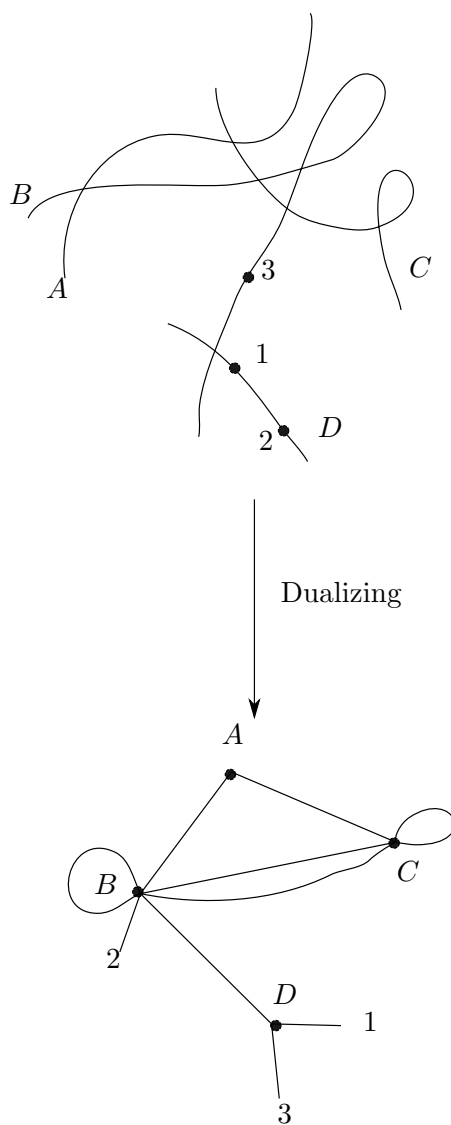


Figure 13: An example of a stable curve and its dual graph

The poset of boundary stratification of $\overline{\mathcal{M}}_2$ gives us a corresponding poset of dual graphs (See Figure 14).

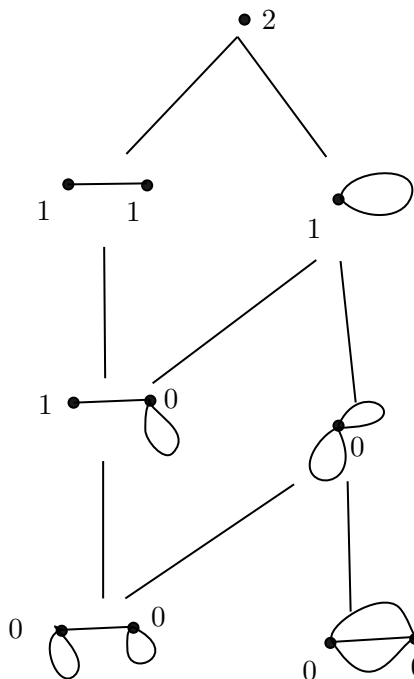


Figure 14: The poset of dual graphs of the strata in $\overline{\mathcal{M}}_2$.

Definition 2.32. A stable graph of genus g with n legs is the dual graph of some $[C] \in \overline{\mathcal{M}}_{g,n}$. \diamond

Definition 2.33 (Alternative definition). A stable graph of genus g with n legs is a graph Γ with n legs labelled $\{1, \dots, n\}$ and a genus function $G : V(\Gamma) \rightarrow \mathbb{Z}_{\geq 0}$ satisfying the following conditions.

- (a) Γ is connected.
- (b) $2G(v) - 2 + n_v > 0$ for each $v \in V(\Gamma)$, where n_v is the valence of v .
- (c) $g = \left(\sum_{v \in V(\Gamma)} G(v) \right) + h_1(\Gamma)$, where h_1 is the first Betti number.

\diamond

Fact 2.34. There are only finitely many stable graphs for a given g and n .

2.2.5 Gluing maps and stabilization

Given two marked surfaces, we can glue together two marked points to get a stable curve with a node at the gluing point. Alternatively, we can glue two marked points on a surface together. The first construction gives us a map on moduli space: $\overline{\mathcal{M}}_{g_1, n_1+1} \times \overline{\mathcal{M}}_{g_2, n_2+1} \rightarrow \overline{\mathcal{M}}_{g_1+g_2, n_1+n_2}$. Similarly, the second construction gives us a map $\overline{\mathcal{M}}_{g, n+2} \rightarrow \overline{\mathcal{M}}_{g+1, n}$.

We can also compose several gluing maps together. Such compositions are called generalized gluing maps. The data describing a generalized gluing map is the same as the data of stable graph Γ . Given a stable graph Γ , there's a corresponding map.

$$\xi_\Gamma : \prod_{v \in V(\Gamma)} \overline{\mathcal{M}_{g_v, n_v}} \rightarrow \overline{\mathcal{M}_{g, n}}$$

We can describe the image of the smooth curves under ξ_Γ . That image turns out to be precisely the stable curves of type Γ .

Remark 2.35. $\xi_\Gamma |_{\prod \mathcal{M}_{g_v, n_v}}$ is not an isomorphism. This map is not an isomorphism because the graph Γ may have automorphisms. The quotient by $\text{Aut}(\Gamma)$ does give us an automorphism though. \diamond

One takeaway from this is that we can decompose the strata as products of lower dimensional moduli spaces, by studying the stable graphs.

Definition 2.36. A prestable curve (of genus g with n marked points) is the same as a stable curve, without the condition that their automorphism group be finite. \diamond

Lemma 2.37 (Stabilization). *Let (C, p_1, \dots, p_n) be a prestable curve of genus g . Suppose $2g - 2 + n > 0$. Then there is a unique way of contracting some number of irreducible components of C that yields a stable curve of genus g .*

Definition 2.38. The forgetful map $\pi : \overline{\mathcal{M}_{g, n+1}} \rightarrow \overline{\mathcal{M}_{g, n}}$ is defined by forgetting the last marked point, and stabilizing the resulting prestable curve. \diamond

Recall that $\mathcal{M}_{g, 1} \rightarrow \mathcal{M}_g$ was the universal curve over \mathcal{M}_g , and was an orbifold fiber bundle. We can check that the forgetful map π is the universal curve in the same sense.

2.2.6 Describing elements of $H^2(\overline{\mathcal{M}_{0, n}})$

Describing the ψ classes

Fact 2.39. One can pullback the ψ -classes along this forgetful map π .

$$\pi^* \psi_1 = \psi_1 - [\text{Poincaré dual to a boundary stratum}]$$

This calculation can be done explicitly.

It will be convenient to have notation for the Poincaré dual of a boundary stratum resulting from this operation.

Definition 2.40. If $S \subseteq \{1, \dots, n\}$, then we define Δ_S to be the Poincaré dual to the boundary stratum with two irreducible components, where S is the collection of marked points on one of the components. \diamond

With this notation, pulling back ψ_1 along π gives $\psi_1 - \Delta_{\{1, n+1\}}$. Recall that we're doing all this to understand $H^2(\overline{\mathcal{M}_{0, n}})$. To this end, we make the following claim.

Claim 2.41. $H^2(\overline{\mathcal{M}_{0, n}})$ is generated by the Δ_S classes. \diamond

Let's consider the claim in the case of $\overline{\mathcal{M}}_{0,3}$. This is the same as $H^2(\{*\})$. In this case, ψ_1 is just 0. We can now pull this back along the map π . This gives us that $\pi^*\psi_1 = 0$ in $H^2(\overline{\mathcal{M}}_{0,4})$. But that means $\psi_1 = \Delta_{\{1n\}}$ for $n \in \{2, 3, 4\}$.

We can now try to express $\psi_1 \in H^2(\overline{\mathcal{M}}_{0,5})$ as a linear combination of Δ_S .

$$\begin{aligned} 0 &= \pi^*(\psi_1 - \Delta_{14}) \\ &= \psi_1 - \Delta_{15} - \pi^*\Delta_{14} \end{aligned}$$

We need to understand what the pullbacks of Δ_S look like. This should essentially be the Poincaré dual of $\pi^{-1}(\Delta_{14})$. That amounts to essentially adding a fifth marked point on the stable curve, which can be done in 2 ways. Therefore the pullback is $\Delta_{145} + \Delta_{14}$. We can essentially iterate this process. We have an explicit description.

$$\psi_1 = \sum_{\substack{S \subset \{1, \dots, n\} \\ 1 \in S \\ 2, 3 \notin S \\ |S| \geq 2}} \Delta_S$$

It's a harder fact that formulas of this type generate all relations between Δ_S in $H^2(\overline{\mathcal{M}}_{0,n})$.

Describing the κ_1 class We can use similar techniques to get a description of the κ_1 classes. The only thing we'll need to explicitly work out is what $\pi^*\kappa_1$ is. Recall that $\kappa_1 - \pi_*(\psi_{n+1}^2)$. We need to pull this back along the pushforward. However, the pullback and the pushforward commute, so we can swap the order.

$$\begin{aligned} \pi^*\kappa_1 &= \pi_*\pi^*(\psi_{n+1}^2) \\ &= \pi_* (\psi_{n+1} - \Delta_{\{n+1, n+2\}})^2 \end{aligned}$$

Fact 2.42. Following the above calculation through gives us the following.

$$\pi^*\kappa_i = \kappa_i - \psi_{n+1}^i$$

A List of notation

- $\text{Mod}(g)$: The mapping class group of a surface of genus g .
- $\text{Mod}(g, n)$: The mapping class group of a genus g surface with n marked points.
- $\text{Mod}^b(g, n)$: The mapping class group of a genus g surface with n marked points, and b boundary components.
- \mathcal{M}_g : The moduli space of genus g Riemann/hyperbolic surfaces.
- \mathcal{T}_g : The moduli space of marked genus g Riemann/hyperbolic surface, also known as the Teichmüller space of genus g surfaces.
- $\text{Out}(G)$: The outer automorphism group of the group G .
- F_n : The free group on n generators.
- χ_{Orb} : The orbifold Euler characteristic. See Definition 1.16.
- κ_i : The κ classes in the \mathbb{Q} -cohomology of \mathcal{M}_g . See Definition 1.11.
- $\text{Gr}(V, k)$: The Grassmanian of k -dimensional subspaces of a vector space V .
- \mathcal{Z} : The complex of curves on a surface. See Definition 1.23.
- \mathcal{A} : The arc complex on a surface. See Definition 1.24.
- $V(f)$: The vanishing locus of a polynomial/homogeneous polynomial in affine/projective space.
- P_X : The Hilbert polynomial of a projective variety embedded in $\mathbb{C}\mathbb{P}^n$. See Definition 2.16
- Hilb_P : The Hilbert scheme associated to a polynomial P . See Definition 2.18.
- A^G : The invariant subring of A under the action of G .
- $X//G$: The quotient of X under the action of G in the sense of Geometric Invariant Theory, referred to as GIT quotient. See Paragraph 2.1.4.

References

- [Far12] Benson Farb. *A primer on mapping class groups*. Princeton University Press, Princeton, 2012. 2, 3, 6
- [Har83] John Harer. The second homology group of the mapping class group of an orientable surface. *Inventiones Mathematicae*, 72(2):221–239, 1983. 6
- [Har85] John L. Harer. Stability of the homology of the mapping class groups of orientable surfaces. *Annals of Mathematics*, 121(2):215–249, 1985. 6, 12
- [HZ86] John Harer and Don Zagier. The euler characteristic of the moduli space of curves. *Inventiones mathematicae*, 85:457–485, 1986. 9
- [Mey73] Werner Meyer. Die signatur von flächenbündeln. *Mathematische Annalen*, 201(3):239–264, 1973. 7
- [MW07] Ib Madsen and Michael Weiss. The stable moduli space of riemann surfaces: Mumford’s conjecture. *Annals of Mathematics*, 165(3):843–941, 2007. 10